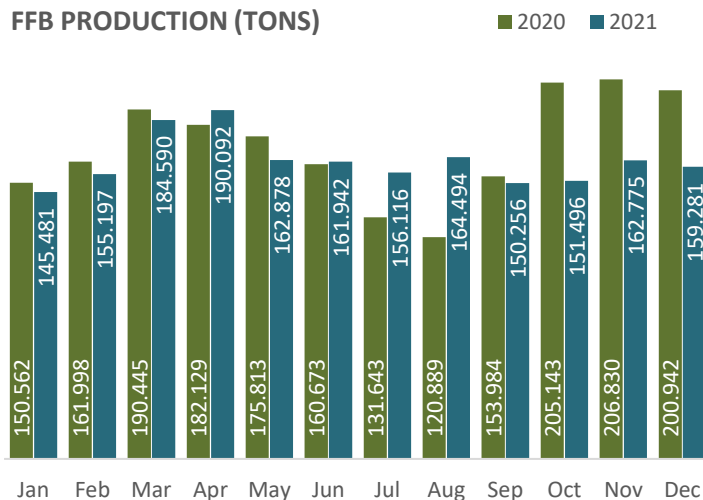
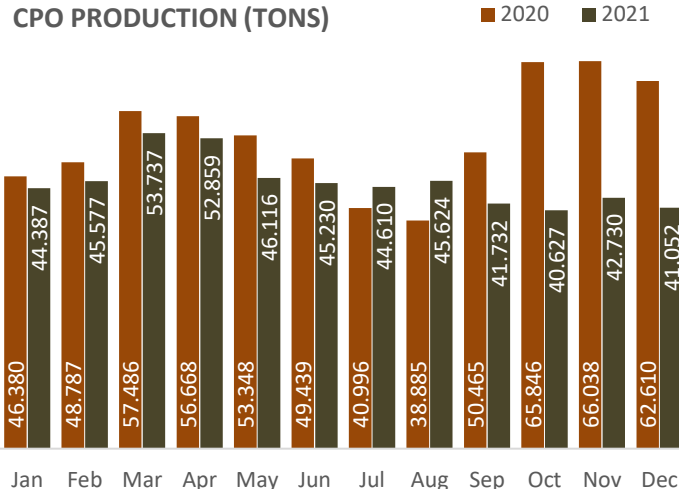




FFB PRODUCTION (TONS)



CPO PRODUCTION (TONS)



Our 2021 FFB production turned out to be lower than last year's production of 2 million tons. This is because the phasing out of 2019 El Nino's lagged impact did not happen as expected. Moreover, several floods in Q2 and Q4 2021 had contributed to some disruptions in the harvesting process, OER, FFA, and, ultimately, CPO production.

As a result, we recorded CPO production of 544 thousand tons in 2021, 15% lower YoY, followed by lower CPO sales volume of 545 thousand tons, 15% lower against 2020 sales volume.

The production drop spread out across Indonesia and Malaysia, resulting in supply shortage and thus, driving CPO price surge throughout 2021. Correspondingly, we posted a CPO average selling price of Rp 9.2 million per ton, or 13% higher than Rp 8.1 million per ton in 2020.

Meanwhile, PKO average selling price also rose even higher by 68% to Rp 16.5 million per ton, against 2020 of Rp 9.8 million per ton.

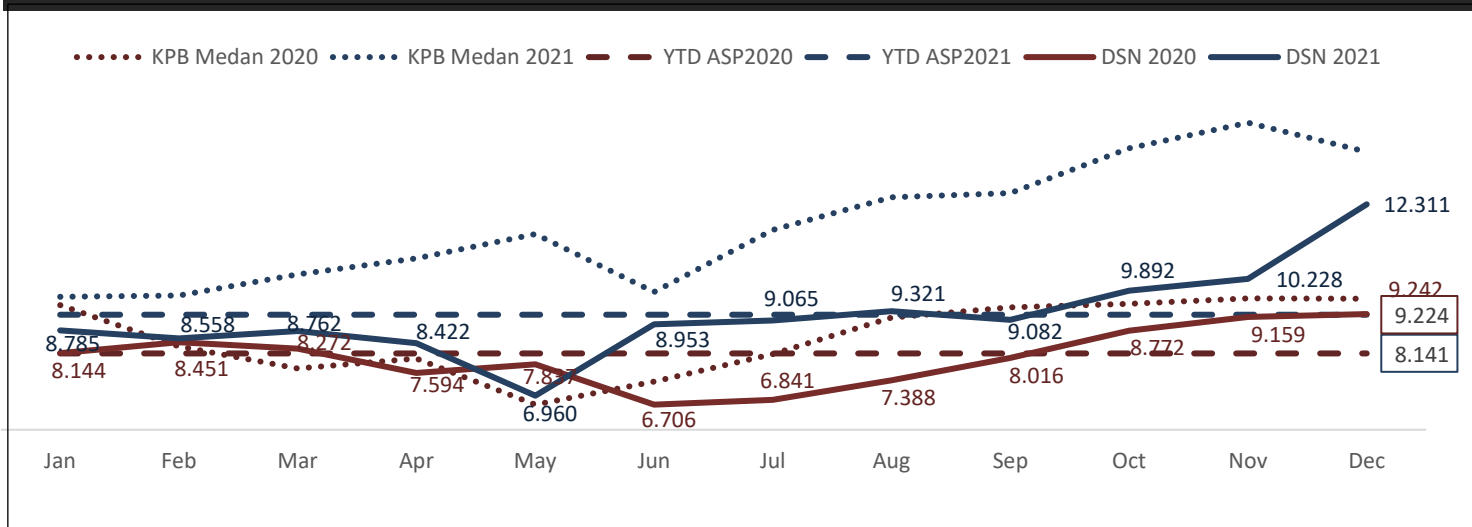
	FY-2021	FY-2020	%YoY	Q1-2021	Q2-2021	Q3-2021	Q4-2021	%QoQ
Plantation Performance								
FFB Production (tons)	1,944,598	2,041,052	(4.7)	485,268	514,912	470,865	473,553	0.6
- FFB Nucleus (tons)	1,568,439	1,675,893	(6.4)	394,287	411,971	378,719	383,461	1.3
- FFB Plasma (tons)	376,159	365,159	3.0	90,981	102,941	92,146	90,091	(2.2)
Mill Performance								
FFB Processed (tons)	2,362,086	2,711,357	(12.9)	641,965	629,119	567,972	523,030	(7.9)
CPO Production (tons)	544,280	636,947	(14.5)	143,701	144,204	131,966	124,409	(5.7)
PK Production (tons)	96,732	114,290	(15.4)	25,402	25,215	23,554	22,561	(4.2)
PKO Production (tons)	30,103	34,049	(11.6)	7,109	8,513	7,358	7,124	(3.2)
CPO OER (%)	23.04	23.49	(1.9)	22,38	22,92	23.23	23.79	2.4
FFA (%)	3.26	2.76	18.1	3,28	3,12	3.15	3.54	12.5
Sales Performance								
CPO (tons)	544,815	640,416	(14.9)	135,201	143,555	133,779	132,280	(1.1)
PK (tons)	24,395	30,917	(21.1)	6,941	6,117	6,186	5,151	(16.7)
PKO (tons)	31,005	33,013	(6.1)	8,002	8,001	7,002	8,001	14.3
CPO ASP (Rp 'million/Ton)	9.22	8.14	13.3	8.70	8.18	9.17	10.96	19.5
PKO ASP (Rp 'million/Ton)	16.45	9.77	68.4	14.54	16.00	13.90	21.02	51.2

PLANTED AREA

The Company's total planted area, including nucleus and plasma, reached 112.6 thousand hectares, with mature areas of 102.7 thousand hectares and an average age of 11.9 years.

Planted ('000 ha)	Average Age (yrs)	Planted Hectare	
		Mature ('000 ha)	Total Planted ('000 ha)
Nucleus	12.7	79.5	84.6
Plasma	9.1	23.2	28.0
Total	11.9	102.7	112.6

CPO AVERAGE SELLING PRICE (Rp '000/TONS)



WOOD PRODUCTS

In 2021, our wood product continued to demonstrate a positive operational performance, both sales volume, and average selling price. Panel sales volume surged by 27% to 109 thousand m3 following the increasing demand from Japan, its primary market. Parallely, our engineered flooring segment also reported a higher sales volume to 1,137 thousand m2 or a 15% increase than 2020 following the recovered demand from USA

and Canadian, our primary markets for engineered flooring products.

The average selling price was higher for panel and engineered flooring by 5% and 7%, respectively. Compared to the previous quarter, the average selling price for panel and engineered flooring in the 4th quarter has improved by 5% and 2%, respectively.

	FY-2021	FY-2020	% YoY	Q1-2021	Q2-2021	Q3-2021	Q4-2021	%QoQ
Sales Volume								
Panel ('000 m3)	109.4	86.2	26.8	26.3	25.7	27.8	29.6	6.6
Engineered flooring ('000 m2)	1,137.2	986.6	15.3	255.0	269.2	319.3	293.7	(8.0)
Average Selling Price (ASP)								
Panel (Rp mio /m3)	6.11	5.69	5.2	5.75	6.02	6.17	6.46	4.7
Engineered flooring (Rp mio /m2)	0.42	0.39	6.8	0.39	0.41	0.43	0.44	1.9

DSNG UPDATES



DSNG Commissioned 2 Newly-constructed Palm Oil Mills

On 17 January 2022, DSNG has commissioned two newly-constructed palm oil mills (POMs), i.e., the 11th POM located in Muara Wahau, East Kutai, East Kalimantan, with a capacity of 60 tons FFB per hour, and the 12th POM located in Nangabulik, Central Kalimantan with a capacity of 45 tons FFB per hour. When two new POMs are fully operational, our POM capacity in 2022 will reach 615 tons FFB per hour.

DISCLAIMER: The views expressed here contain information derived from publicly available sources that have not been independently verified. No representation or warranty is made as to the accuracy, completeness or reliability of the information. Any forward looking information in this presentation has been prepared on the basis of a number of assumptions which may prove to be incorrect. This presentation should not be relied upon as a recommendation or forecast by PT Dharma Satya Nusantara Tbk. Nothing in this release should be construed as either an offer to buy or sell or a solicitation of an offer to buy or sell shares in any jurisdiction.